



# ThermoDyne® STEAM TRAP

## MODEL A3N CAST IRON

### THERMODYNAMIC DISC TRAP WITH THERMOSTATIC AIR VENTING

#### Features

**Steam jacketed disc trap for long life on mains, tracers, and coils.**

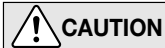
1. Inline replaceable valve module.
2. Steam jacketing reduces no-load cycling.
3. Quick thermostatic air venting with bimetal ring for fast start-up.
4. Lapped disc provides steam-tight seal without air binding.
5. Built-in screen for trouble-free service.
6. High grade reusable gaskets.
7. Hardened working surfaces for long life.



#### Specifications

Model	A3N	AF3N
Connection	Screwed	Flanged
Size	1/2", 3/4", 1"	DN 15, 20, 25
Maximum Operating Pressure (barg) PMO	13	
Minimum Operating Pressure (barg)	0.3	
Maximum Operating Temperature (°C) TMO	200	
Maximum Back Pressure	80% of Inlet Pressure	

PRESSURE SHELL DESIGN CONDITIONS (**NOT** OPERATING CONDITIONS): Maximum Allowable Pressure (barg) PMA: 13      1 bar = 0.1 MPa  
Maximum Allowable Temperature (°C) TMA: 200

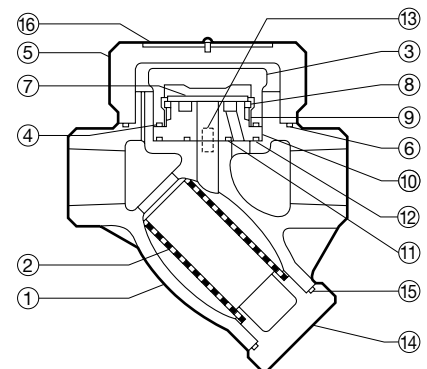


To avoid abnormal operation, accidents or serious injury, DO NOT use this product outside of the specification range. Local regulations may restrict the use of this product to below the conditions quoted.

No.	Description	Material	DIN*	ASTM/AISI*
①	Body A3N	Malleable Cast Iron FCMB27-05	0.8135	A47 Gr.32510
	Body AF3N	Cast Iron FC250	0.6025	A126 Cl.B
② <sup>R</sup>	Screen	Stainless Steel SUS430	1.4016	AISI430
③ <sup>R</sup>	Inner Cover	Stainless Steel SUS410F2	—	AISI410F2
④ <sup>R</sup>	Inner Cover Gasket	Fluorine Resin PTFE	PTFE	PTFE
⑤	Outer Cover	Malleable Cast Iron FCMB27-05	0.8135	A47 Gr.32510
⑥ <sup>MR</sup>	Outer Cover Gasket	Fluorine Resin PTFE	PTFE	PTFE
⑦ <sup>R</sup>	Disc	Stainless Steel SUS420J2	1.4031	AISI420
⑧ <sup>R</sup>	Disc Holder Ring	Stainless Steel SUS420J2	1.4031	AISI420
⑨ <sup>R</sup>	Air Vent Ring	Bimetal	—	—
⑩ <sup>R</sup>	Module Valve Seat	Stainless Steel SUS420F	1.4028	AISI420F
⑪ <sup>R</sup>	Inner Module Gasket	Fluorine Resin PTFE	PTFE	PTFE
⑫ <sup>R</sup>	Outer Module Gasket	Fluorine Resin PTFE	PTFE	PTFE
⑬ <sup>R</sup>	Module Pin	High-Cr Steel SUJ2	1.2067	A485
⑭	Screen Holder	Malleable Cast Iron FCMB27-05	0.8135	A47 Gr.32510
⑮ <sup>MR</sup>	Screen Holder Gasket	Fluorine Resin PTFE	PTFE	PTFE
⑯	Nameplate	Stainless Steel SUS304	1.4301	AISI304

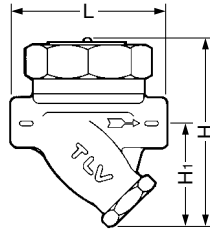
\* Equivalent materials

Replacement Kits available: (M) maintenance parts, (R) repair parts



**Dimensions**

● **A3N** Screwed

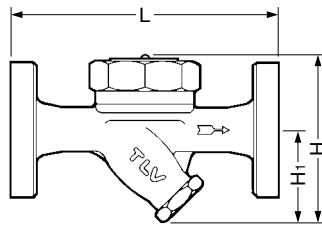


**A3N** Screwed\* (mm)

Size	L	H	H <sub>1</sub>	Weight (kg)
1/2"	98	122	68	1.5
3/4"	104	125	69	1.6
1"	112	133	73	1.8

\* BSP DIN 2999, other standards available

● **AF3N** Flanged

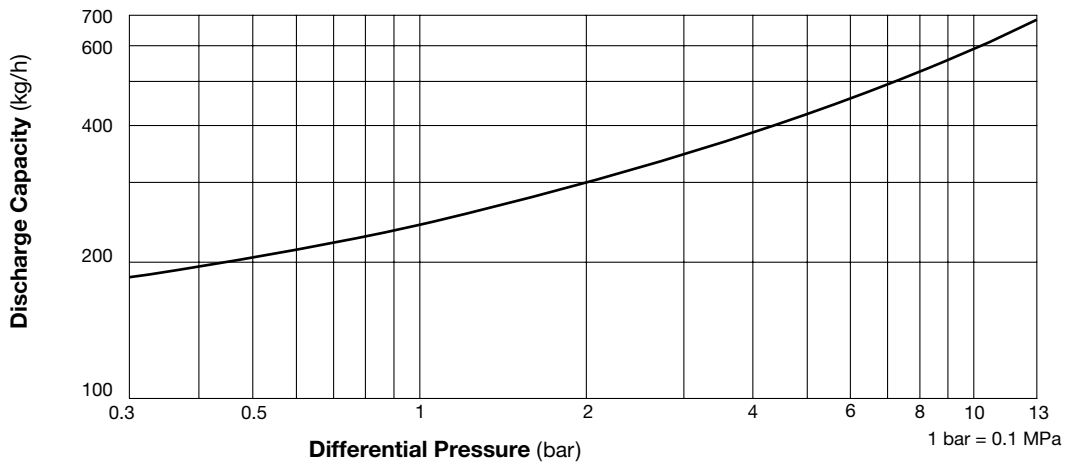


**AF3N** Flanged (mm)

DN	L		H	H <sub>1</sub>	Weight (kg)
	DIN 2501				
	PN16				
15	175	120	67	3.4	
20	191	125	71	5.0	
25	211	131	73	6.2	

Other standards available, but length and weight may vary

**Discharge Capacity**



1. Differential Pressure is the difference between the inlet and outlet pressure of the trap.
2. Recommended safety factor: at least 2.