

LP-8HN, 9HN Type Level Control Valve (for Water)



General purpose level control valve with adjuster. Body with cast bronze prevents rust water.

■ FEATURES

- Flow adjuster and needle for adjusting valve closing time.
- Since the passage to the pilot piping is through bypass line, intermittent water fed by the ball tap

caused by water wave, has no influence on water supply. Quiet and stable water supply is ensured.

■ SPECIFICATIONS

Model name	LP-8HN		LP-9HN
Code name	LP8HN-F	LP8HN-B	LP9HN-F
Size	20-50(¾"-2")		65-100(2½"-4")
Applicable fluid	Water		
Fluid temperature	5-60°C		
Applicable pressure	0.03-0.75MPa	0.035-0.75MPa	
Minimum pressure differential across the disc	0.03MPa	0.035MPa	
End connection	Screwed JIS Rc	Flanged JIS 10KFF	
Materials	Body(Cast bronze) Disc & seat (Brass and synthetic rubber)	Body(Cast iron) Disc & seat (Brass and synthetic rubber)	Body(Cast bronze) Disc & seat (Brass and synthetic rubber)
Painting	—	Body inside: Epoxy resin	—
Flow adjusting mechanism	Equipped		
Needle valve for adjusting the valve close time	Equipped		
Valve body pressure test	Hydraulic 1.75MPa		
Accessories	Ball tap(Size 20mm), male and female bushing	Ball tap(Size 20mm)	Ball tap(Size 20mm), male and female bushing

* The accessory for the valve size 20mm is a ball trap only.

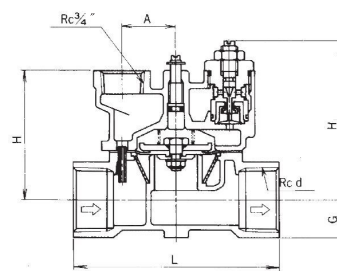
■ DIMENSIONS

(mm)

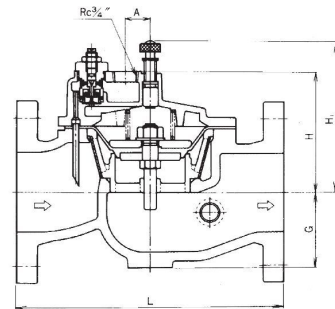
Size	d	L	G		H	H ₁	A	Cv value	Mass(kg)	
			LP-8HN Type	LP-9HN Type					LP-8HN Type	LP-9HN Type
20(¾")	¾"	110	16	—	75	97	30	5	1.4	—
25(1")	1"	120	21	—	80	102	30	8	1.7	—
32(1¼")	1¼"	135	25	—	85	107	35	11	2.3	—
40(1½")	1½"	145	29	—	90	113	31	16	2.8	—
50(2")	2"	170	36	—	98	121	39	22	4.1	—
65(2½")	—	270	75	75	125	155	26	60	21	19
80(3")	—	270	79	79	125	155	26	70	21	21
100(4")	—	290	92	89	137	167	39	100	29	28

* Size 65-100mm: Flange code JIS 10KFF

■ CONSTRUCTION




Size 25-50mm (LP-8HN Type)



Size 65-100mm (LP-8HN, 9HN Type)



Size 25-50mm
(LP-8HN Type)



Size 65-100mm
(LP-8HN, 9HN Type)