

# RD-31N, 31FN, 33FN Type Pressure Reducing Valve (for Water, Hot Water or Air)

for Building and Factory Equipments, etc., Direct Operation, General-purpose Valves

(Bronze body, medium capacity)

Bronze valves meet the demand of the time.

Designed based on our technology for making quality pressure reducing valves, which are highly evaluated by our customers, these valves are more reliable, easier to control and use, and particularly, they do not allow rust in the entire piping line, including pipe joints. Using these pipes, you do not need to worry about the occurrence of the red water (rusty water). Ideal for applications in building, house, factory, boiler and water supply equipments.



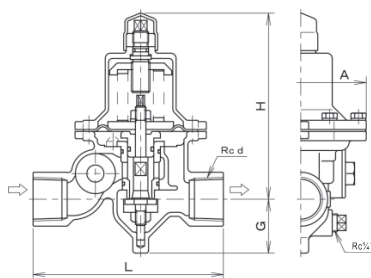
Screw Type



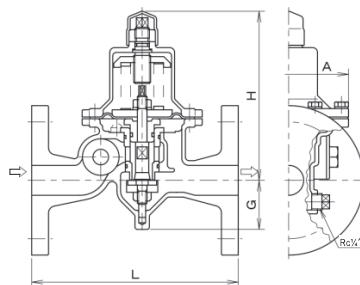
Flange Type

## CONSTRUCTION

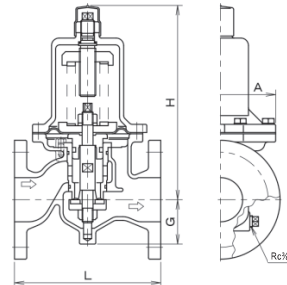
RD-31N Type



RD-31FN Type



RD-33FN Type



## FEATURES

- Bronze body prevents occurrence of rusty water.
- Low noise design.
- 50% smaller, lighter than traditional cast iron products.
- No water leakage even if the diaphragm is broken.
- Flexible installation (except that the strainer cap face upwardly<sup>\*3</sup>).
- Strainer embedded (40 meshes for nominal diameter smaller than size 50mm).

## SPECIFICATIONS

Model name	RD-31N L/H	RD-31FN L/H	RD-33FN L/H
Code name	RD31N-F□	RD31FN-F□	RD33FN-F□
	※ L (low press.) or H (high press.) for adjustable secondary pressure is required in □.		
Size	15~50(1/2"~2")	25~50(1"~2")	65~150(2 1/2"~6")
End connection	Screwed JIS Rc	Flanged JIS 10KFF	
Applicable primary pressure	Max. 1.0MPa		
Applicable fluid	Water, hot water, air <sup>*2</sup> & inert gases <sup>*2</sup> .		
Fluid temperature	5~90°C		
Adjustable secondary pressure	Size 15~100mm L:0.05~0.35MPa, H:0.3~0.7MPa Size 125~150mm L:0.05~0.35MPa, H:0.3~0.5MPa		
Maximum reducing rate	10:1		
Minimum pressure differential across the disc	0.05MPa		
Leakage allowance	Nil(Confirm at pressure gauge)		
Materials	Body(Cast bronze), Trim(Cast bronze), Diaphragm & disc(Synthetic rubber) Spring case(Size 15~50mm:Cast zinc, Size 65~150mm:Cast iron)		
Valve body pressure test	Hydraulic 1.75MPa		

\*1. Valves with pressure gauge is also available upon your request.(Secondary side)

\*2. Size 100mm or smaller can be used in inert gases line.

\*3. The size for vertical pipeline is up to 80mm. And there should be a relatively large space for maintenance.  
(Valves above 100mm in size should be installed to horizontal pipe vertically.)

## DIMENSIONS (RD-31N Type)

(mm)

Size	d	L	G	H	A	Mass (kg)
15(1/2")	1/2"	125	41	140	100	2.2
20(3/4")	3/4"	130	41	140	100	2.3
25(1")	1"	145	41	141	100	2.6
32(1 1/4")	1 1/4"	175	50	187	116	4.9
40(1 1/2")	1 1/2"	180	50	187	116	5.1
50(2")	2"	205	50	206	142	7.5

## DIMENSIONS (RD-31FN, 33FN Type)

(mm)

Size	L	G	H	A	Mass(kg)
25(1")	170	41	141	100	5.3
32(1 1/4")	190	50	187	116	8.3
40(1 1/2")	190	50	187	116	8.6
50(2")	215	50	206	142	12
65(2 1/2")	215	70	280	162	22
80(3")	230	70	285	162	22
100(4")	260	78	345	201	35
125(5")	330	105	490	250	64
150(6")	400	130	660	340	126

Flange code JIS 10KFF