

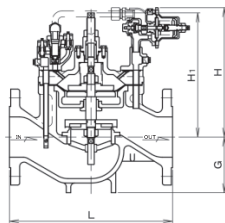
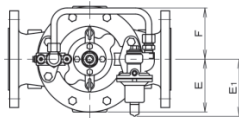
WVR-02 Type Series Pressure Reducing Valve (for Water)

for (Building facilities) (Industrial facilities), etc., Multipurpose Pilot Type (High capacity)

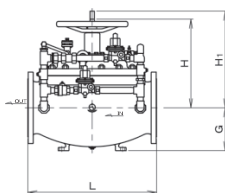
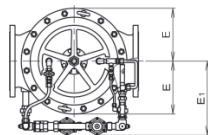
Large capacity pressure reducing valve for water supply line of air conditioning, sanitary accommodations, fire extinguishing and farm irrigating equipments. Pilot-operated valve has pressure balancing structure, thus can regulate secondary pressure without being influenced by the change of primary pressure.



CONSTRUCTION



Size 40~200mm



Size 250~400mm

FEATURES

- Sensitive needle valve opening adjustment according to state of use, allow easy and reliable operation.
- The base and pilot-operated part can be disassembled easily, thus make it easy to adjust, repair or replace parts.
- Lift limiting device limits overflow.

SPECIFICATIONS

Type	Standard		Nylon coating	
Model name	WVR-02		WVR-02CN	
Code name	WVR02-B □	WVR02-L □	WVR02CN-B □	WVR02CN-L □
	※ L (low press.) or H (high press.) for adjustable secondary pressure is required in □.			
Size	50~400(2"~16")	40~200(1½"~8")	80~200(3"~8")	
Applicable fluid	Water & hot water			
Fluid temperature	5~60°C			
Applicable primary pressure	Max. 1.0MPa*1			
Adjustable secondary pressure	Size 40~200mm L:0.05~0.35, H:0.3~0.95MPa Size 250~400mm L:0.05~0.35, H:0.3~0.7MPa			
Maximum reducing rate	10:1			
Minimum pressure differential across the disc	0.05MPa			
Offset pressure	Adjustable secondary pressure 0.05~0.35MPa: Within 0.08MPa*1 Adjustable secondary pressure 0.3~0.95(0.7)MPa: Within 0.1MPa*1			
End connection	Flanged JIS 10KRF*1			
Materials	Body	Cast iron	Ductile cast iron	Cast iron
	Trim	Diaphragm & disc(Synthetic rubber), Seat ring(Cast bronze)		
Painting or coating for Body	Interior: Epoxy resin		Nylon 11 coating	
Valve body pressure test	Hydraulic 1.75MPa			
Installation	In vertical and horizontal pipe line However, 250mm and bigger are allowed to install in horizontal pipe line erect position			

*1. Size 200mm and smaller with Flanged JIS 16K are available upon your request.

(Offset pressure with Flanged JIS 16KRF, Adjustable secondary pressure for 0.05~0.35MPa is below 0.09MPa, for 0.3~1.0MPa is below 0.14MPa)

*2. The valve with 2 pressure gauges is also available upon your request.

*3. Refer to Page 51 of valve size selection chart for WV Types.

DIMENSIONS (Body materials: Cast iron)

(mm)

Size	L		G	H	H ₁	E	E ₁	F	Cv value	Mass(kg)
	JIS 10K	JIS 16K								
40(1½")	260	260	80	285	230	93	136	115	18	21.5
50(2")	270	270	85	285	230	93	136	115	32	24.5
65(2½")	340	340	100	298	261	117	136	145	38	43
80(3")	350	354	110	298	261	117	136	145	54	43
100(4")	400	404	130	324	300	130	136	145	96	60
125(5")	440	444	140	354	371	145	136	145	150	70
150(6")	500	504	165	387	416	173	136	145	216	125
200(8")	600	608	200	438	522	218	136	145	384	200
250(10")	720	—	240	490	560	295	420	—	600	470
300(12")	820	—	280	540	620	328	430	—	864	524
400(16")	1040	—	370	690	800	440	520	—	1536	1400

*1. JIS10K: Flanged code JIS 10KRF

JIS16K: Flanged code JIS 16KRF

*2. Please contact our local agent about figures for valve body with Ductile cast iron.

*3. Size 40mm of material is Ductile cast iron.